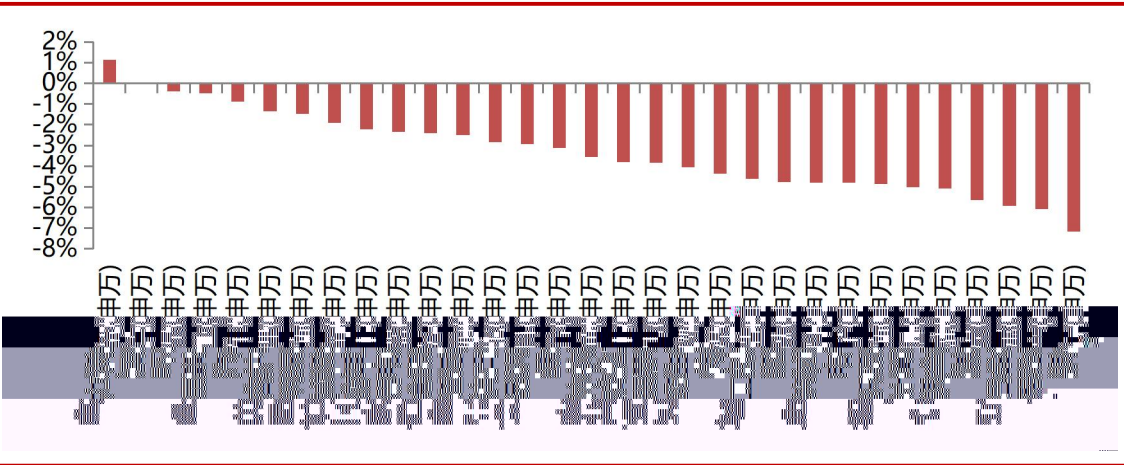


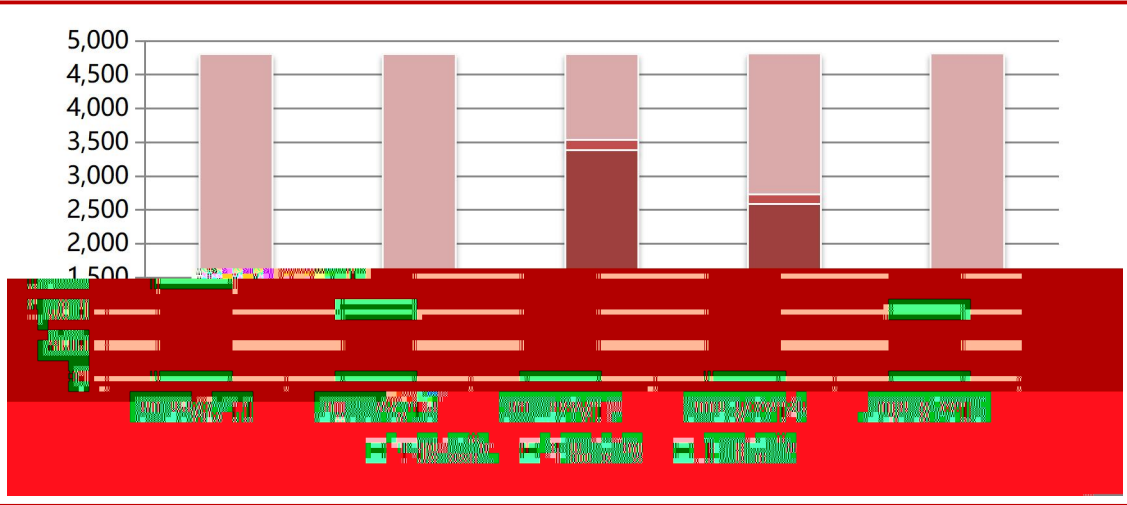
.....					2
.....					2
.....					3
.....					3
.....					3
30				4
.....					4
.....					4
.....					5
30 A				5
.....					5
.....					6
1	6	CPI	2.5%	6
2		"	"	7
3				7
4			99%	8
5	139	24		9
6		GDP	2.5%	9

	3228.06	-3.81%
	12411.01	-3.47%
	2760.50	-2.03%
300	4248.53	-4.07%
100	8509.56	-4.27%
	20297.72	-6.57%
500	3863.16	-0.93%
WIND 2022-7-11 2022-7-15		

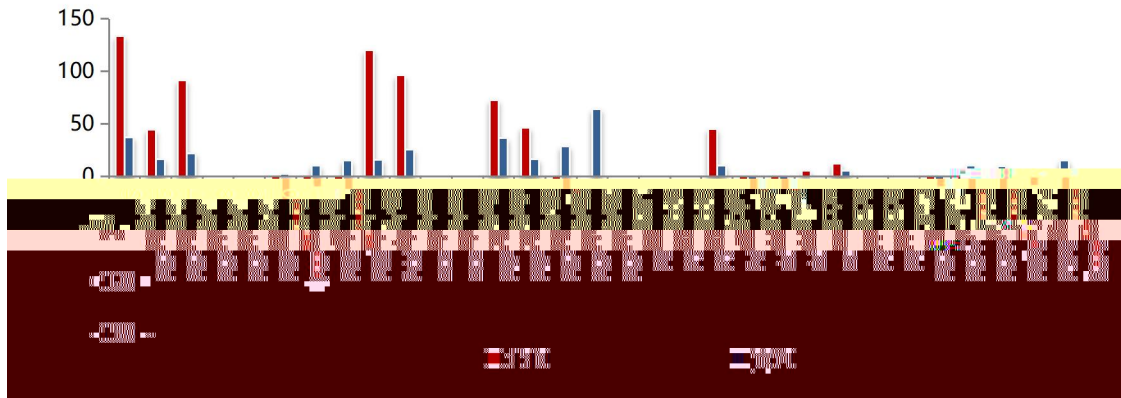
2022-7-11 2022-7-15

3.81% 3228.06 3.47% 12411.01
 2.03% 2760.50

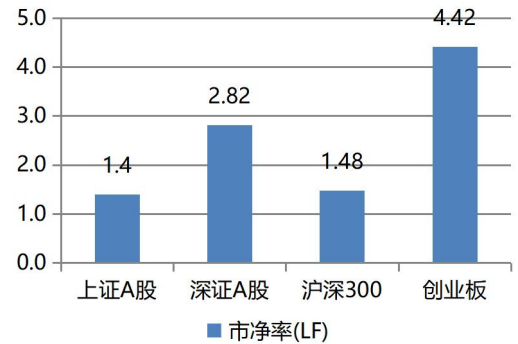
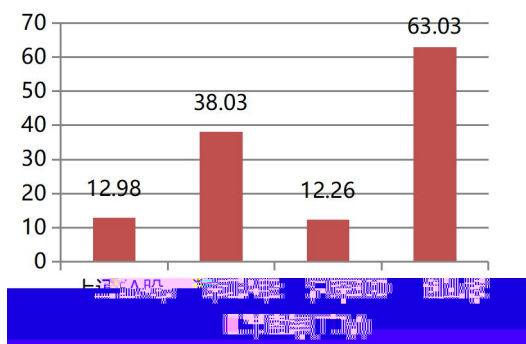


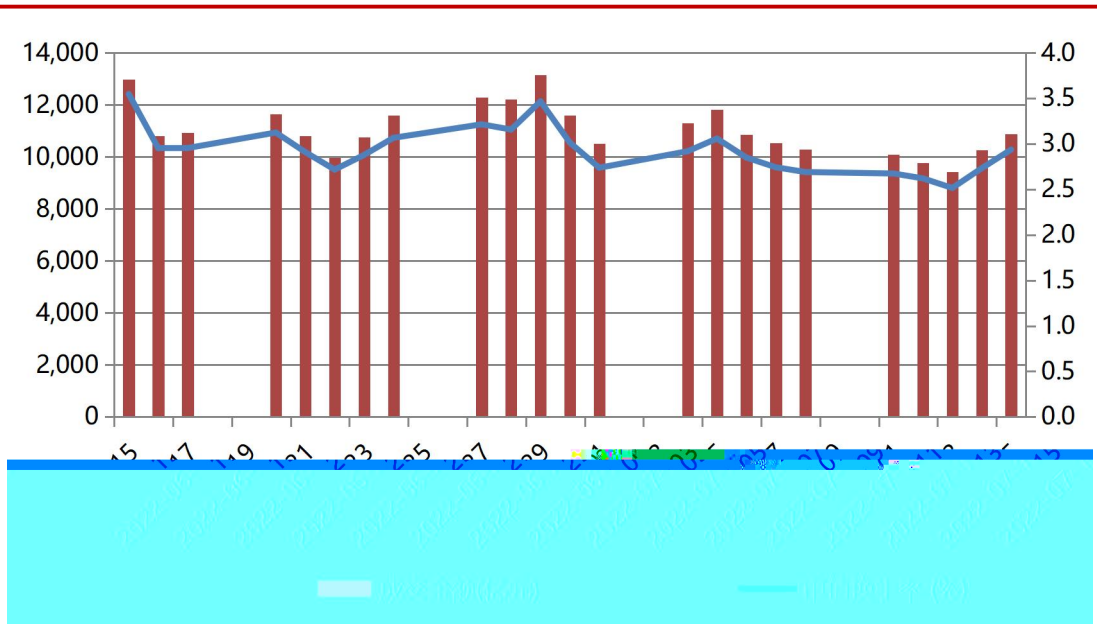


	- 220. 41	21. 11
	- 184. 80	- 11. 25
	533. 18	1, 722. 18



	24,138.87	2.68%	3.56%
	24,129.23	2.68%	3.56%
OFII / ROFII	9.64	0.00%	0.00%





1	GDP	2.5%
0.4%	---	
2.6		3.1%
	3.9%	---
3		9.6%
	111.2%	

1

" "

50

4

2

6

CPI

9.1% PPI

11.3%

75BP

1

6 CPI

2.5%

7 9

2022 6

2.5%

2.9%

2.5%

3.5%

1.0% 1~6

1.7%

6

6 CPI

2020 8

6

CPI

0.4

2

" "

A

6

A

IIF

6

A

IIF

6 A

91

Wnd

729.6

A

300

6%

15%

225

5%

6

300

9%

2020 8

" 6 A

"

"

"

2022

"

"



3

7 11

6

2.81

6867

5.17

1.47

	6		11.4%	
	0.3	2.8	6	
	6		2.81	9200
6867				
		6		7000
	"		"	
6	5.17		2.38	1.47
		5	0.3	10.8%
			6	
		6	"	" 6
				5602
6	11.4%		2016	
	M2			" "
		M2		
		4		
			6	4367
	365			
4			99%	
7 13		2022		

99%

2021 345

90% 2021 7% 1%

5 139 24

6 CPI 7

139 1998 9 14 19.15 139.192

1.28%

6 GDP 2.5%

7 15 GDP

562642 2.5% 0.4%

6 3.1%

5.6% 25.9%

1~6 654 59% 5 6

6

5.5%

